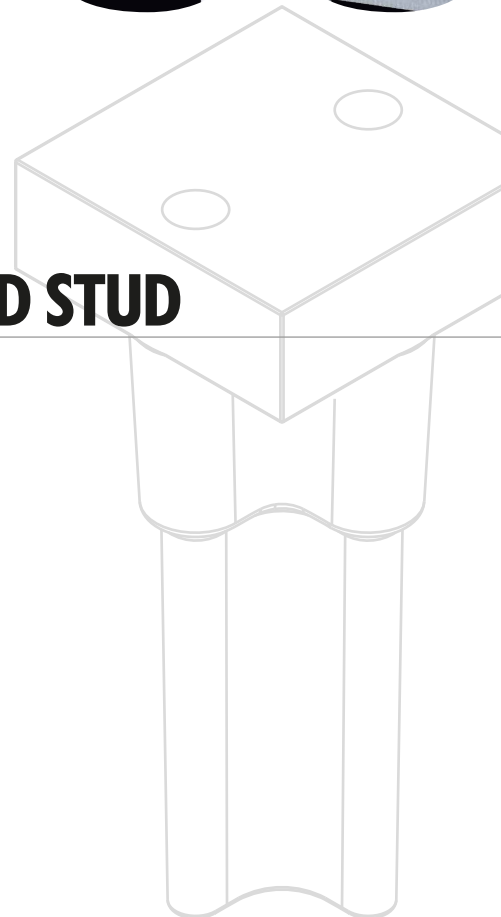


SR-5500

REPLACEABLE RETROREFLECTIVE ROAD STUD
YOUR SAFETY EYES



SR-5500

REPLACEABLE RETROREFLECTIVE ROAD STUD



KEY FEATURES

- **Easy replacement** of the main body
- Top part can be easily changed
- Ability to maintain high reflectivity over time
- Road stud with aluminium housing for permanent installation
- Hard mechanical structure with efficient design to resist high impacts
- Perfect visibility on the dark and bad weather conditions
- Application areas: roads, tunnels, parking lots

SPECIFICATIONS:

MECHANICAL

Dimensions: 100 mm x 100 mm x 84.5 mm (h)

Weight: 0.42 kg

Projection: 20.5 mm

Mechanical Resistance: 60 Tons

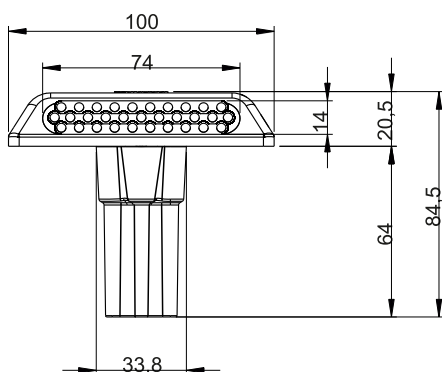
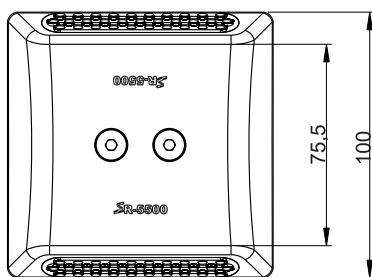

MATERIAL

Main Body:

- Cast aluminium alloy
- Available colours: White, Yellow, Red

High Reflective Glass Elements:

- Available colours: White, Yellow, Red



Dimensions: mm

